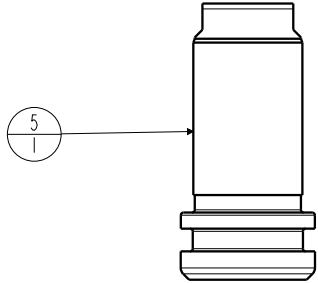
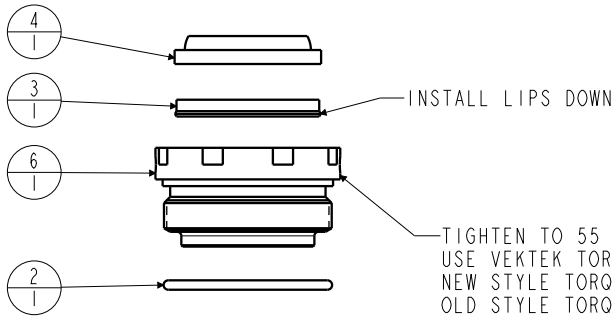


LUBRICATE ALL SEALS WITH CLEAN HYDRAULIC OIL PRIOR TO ASSEMBLY. DO NOT USE SILICONE BASED LUBRICANTS.

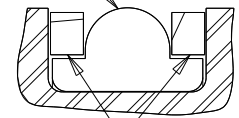
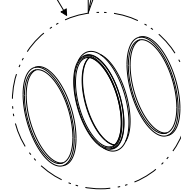


T-SEAL
INSTALLATION INFO

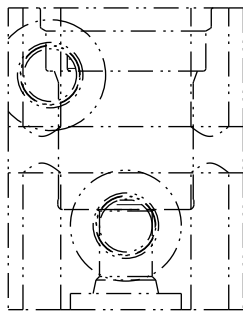


3 piece seal
Assemble with T-seal
between backup rings.

T-seal



Backup-ring



BODY,
NOT A REPLACEMENT PART



TIGHTEN TO
84 IN-LBS
TORQUE

N/A	N/A	6V200209	SEAL KIT, FKM		NOTED
N/A	N/A	60200210	SEAL KIT, STANDARD		NOTED
7	I	39H10017	SEAL,T, (13/16 X 5/32 X 1)	X	39V10017
6	I	82031002	GLAND,CYL, 3900 & 17.8 KN		
5	I	82011004	PISTON,CYL,3900,.5 STRK		
4	I	39012008	WIPER,SNAP-IN, (13/16)	X	X
3	I	39011045	SEAL, LL, (13/16 X 1/8 X 1/8 X 1-1/16)	X	39012005
2	I	39001011	O-RING, (-024)	X	39012013
1	I	30601144	PLUG, SOCH, SAE 4		
No.	QTY	PART No.	DESCRIPTION	Std. Seal Kit	FKM Seal Kit

PARTS LIST



VEKTEK, INC.
1334 E. SIXTH AVE. P.O. BOX 625
EMPORIA, KS. 66801 U.S.A.

ASSEMBLIES AFFECTED

PARTS LIST, ASSY,CYL,BB,3900,.5 STRK,DA

20121000

SIZE
A

PL2054

REV
H

FORM FEG035_PL_ASIZE, REV. B

H	5499	RELEASE	NPETERS	9/23/24
REV	IN ACCORDANCE WITH ECN	EFFECTIVE DATE	REVISED BY	DATE
DRW BY:	JACOB	DRAWING STATUS: Released		
DATE:	08/06/90	PRODUCTION APPROVED FOR RELEASED STATUS ONLY		

SHEET 1 OF 1